

# Activity of Port Said University



Within: **SDG 8: Decent Work and Economic Growth (2022)** | Year range used for metrics: 2017 to >2022

## Summary

+ Add Summary to Reporting Export

## Performance

+ Add to Reporting

22

Scholarly Output

Chart with 7 data points.

The chart has 1 X axis displaying categories. Range: 7 categories. The chart has 1 Y axis displaying values. Range: 0 to 9.45

[View list of publications](#)

1.45

Field-Weighted Citation Impact

Chart with 7 data points.

The chart has 1 X axis displaying categories. Range: 7 categories. The chart has 1 Y axis displaying values. Range: 0 to 2.49

12

International Collaboration

Chart with 7 data points.

The chart has 1 X axis displaying categories. Range: 7 categories. The chart has 1 Y axis displaying values. Range: 0 to 6.3.

1,127

Views Count

261

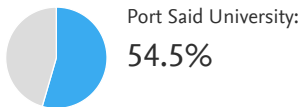
Citation Count

## Collaboration

+ Add to Reporting

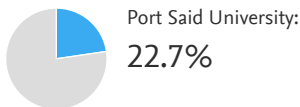
### International Collaboration

Publications co-authored with Institutions in other countries/regions



### Academic-Corporate Collaboration


Publications with both academic and corporate affiliations



## Top 15 keyphrases

+ Add to Reporting

Top 15 keyphrases by relevance, based on 22 publications

















declining A A A growing (2017-2021)

## Explore top Institutions

> Top Institutions in Egypt within current Research Area, by Scholarly Output









> Top Institutions worldwide within current Research Area, by Scholarly Output

2017 to >2022

Institution	Scholarly Output	Views Count	Field-Weighted Citation Impact	Citation Count
9.  American University in Cairo	82	2,162		
10.  Helwan University	79	2,745	2.10	927
12.  Al-Azhar University	66	6,464	4.93	2,219
13.  Minia University	58	2,994	4.03	1,272
14.  Aswan University	57	2,758	3.33	763
15.  Al-Fayoum University	54	1,620	2.82	754
16.  Benha University	52	1,724	1.62	345
17.  Menoufia University	47	1,393	2.49	670
18.  The British University in Egypt	47	1,663	1.00	133
19.  Arab Academy for Science, Technology	45	1,342	1.12	174
21.  Egypt-Japan University of Science and Technology	27	910	2.07	191
22.  Desert Research Center	26	411	0.96	93
23.  Damietta University	25	786	1.10	116
24.  National Water Research Center	25	702	0.98	203
25.  University of Sadat City	25	1,075	1.30	172


SDG 8: Decent Work and Economic Growth (2022)

2017 to >2022

26.	 German University in Cairo	24	867		
27.	 Future University in Egypt	23	526	1.28	59
28.	  Port Said University	22	1,127	1.45	261
29.	 Damanhour University	21	481	2.14	176
30.	 Nile University	21	761	0.67	51
31.	 South Valley University	21	1,180	3.41	485
32.	 Sadat Academy for Management Sciences	14	266	0.62	26
33.	 October University for Modern Sciences and Arts	13	339	0.41	27
34.	 Sohag University	13	603	2.07	249
35.	 Academy of	12	302	1.75	43
	<input type="checkbox"/> Institution	Scholarly Output 	Views Count 	Field-Weighted Citation Impact 	Citation Count 
36.	 Suez Canal University	12	330	3.50	210
37.	 Delta University for Science and Technology	11	258	3.64	80
38.	 Misr International University	10	242	1.84	22
39.	 Badr University in Cairo	8	500	2.63	113
40.	 Pharos University in Alexandria	8	182	1.84	18
41.	 Heliopolis University	6	110	0.26	10

SDG 8: Decent Work and Economic Growth (2022)

2017 to >2022

42.		Zewail City of Science and Technology	6	333		
43.		Al-Ahram Canadian University	5	91	0.52	10
44.		New Giza University	5	150	1.21	29
45.		Egyptian Russian University	4	159	4.16	40
46.		Nahda University	4	169	0.81	44
47.		Canadian International College of Egypt	3	103	0.53	20
48.		Matrouh University	3	49	0.29	2
49.		October 6th University	3	157	1.54	41
50.		Bibliotheca Alexandrina	2	79	2.59	50
51.		Deraya University	2	102	1.61	20
	<input type="checkbox"/>	Institution	Scholarly Output 	Views Count 	Field-Weighted Citation Impact 	Citation Count 
53.		Sinai University	2	7	0.08	2
54.		Egyptian Chinese University	1	12	0.00	0
55.		Egyptian E-Learning University	1	14	0.00	0
56.		French University of Egypt	1	1	0.00	0
57.		Galala University	1	17	0.30	1

 Metric details

Metric 1: **Scholarly Output** 

Types of publications included: all.

Metric 2: **Views Count**

Metric 3: **Field-Weighted Citation Impact** ⚙️

Types of publications included: all.

Metric 4: **Citation Count** ⚙️

Types of publications included: all. Self-citations included: yes.

SDG 8: Decent Work and Economic Growth (2022)

2017 to >2022



[About SciVal](#) [Terms and conditions](#) [Privacy statement](#) [Contact](#)

We use cookies to help provide and enhance our service and tailor content. By continuing you agree to the **use of cookies**.

© 2022 Elsevier B.V. All rights reserved.



## Publications at Port Said University

Within: **SDG 8: Decent Work and Economic Growth (2022)** | Year range: 2017 to >2022 | Applied filters: (2021 X OR 2020 X) [Reset filter](#)

Export

## Authors

- Elgarahy, A.M. 3
- Elwakeel, K.Z. 2
- El-Sayed, H.M. 1
- Gadalla, M.A. 1
- Hamza, M.F. 1

[Show more](#) [View all](#)

## Institutions

- Port Said University 9
- Egyptian Propylene & Polypropylene Company 3
- University of Jeddah 2
- Cairo University 1
- China Agricultural University 1

[Show more](#) [View all](#)

## Publication years

- 2021 6
- 2020 3

[View all](#)

## Open Access

- All Open Access 4
- Gold 3
- Hybrid gold 1
- Green 3
- Not Open Access 5

[View all](#)

## Author numbers

- ≤ 10 8
- ≤ 50 9
- ≤ 100 9
- ≤ 1000 9

[View all](#)

## Countries/Regions

## Publication types

## Publication stage

## Scopus Sources

9 publications | [Save as Publication Set](#)






















Title	Authors	Year	Scopus Source	Citations
Recent advances in greenly synthesized nanoengineered materials for water/wastewater remediation: an overview <a href="#">View in Scopus</a> <a href="#">View abstract</a>	Elgarahy, A.M., Elwakeel, K.Z., Akhdhar, A. and 1 more	2021	Nanotechnology for Environmental Engineering	32
Does Lake Balaton affected by pollution? Assessment through surface water quality monitoring by using different assessment methods <i>Open Access</i> <a href="#">View in Scopus</a> <a href="#">View abstract</a>	Rizk, R., Alameraw, M., Rawash, M.A. and 8 more	2021	Saudi Journal of Biological Sciences	1
Recent advances in carbon capture storage and utilisation technologies: a review <i>Open Access</i> <a href="#">View in Scopus</a> <a href="#">View abstract</a>	Osman, A.I., Hefny, M., Abdel Maksoud, M.I.A. and 2 more	2021	Environmental Chemistry Letters	139
Determination of six drugs used for treatment of common cold by micellar liquid chromatography <a href="#">View in Scopus</a> <a href="#">View abstract</a>	Ibrahim, A.E., Elmaaty, A.A., El-Sayed, H.M.	2021	Analytical and Bioanalytical Chemistry	11
Acid-hydrolysed furfural production from rice straw bio-waste: Process synthesis, simulation, and optimisation <i>Open Access</i> <a href="#">View in Scopus</a> <a href="#">View abstract</a>	Sherif, N., Gadalla, M., Kamel, D.	2021	South African Journal of Chemical Engineering	4
Thermochemical conversion strategies of biomass to biofuels, techno-economic and bibliometric analysis: A conceptual review <a href="#">View in Scopus</a> <a href="#">View abstract</a>	Elgarahy, A.M., Hammad, A., El-Sherif, D.M. and 3 more	2021	Journal of Environmental Chemical Engineering	17
Proposed hybrid power system for short route ferries <i>Open Access</i> <a href="#">View in Scopus</a> <a href="#">View abstract</a>	Yehia, W., Kamar, L., Hassan, M.A. and 1 more	2020	Nase More	2

Subject Areas	Title	Authors	Year	Scopus Source	Citations
Institution Numbers	(Ppe) use and its relation to accidents among construction workers	A.-H., Ibrahim, A.M.			
Apply filter	<a href="#">View in Scopus</a>				
Options	<a href="#">View abstract</a>				
	Connectivity between jeddah's waterfront and the urban structure of adjacent coastal areas to promote physical activities	Nassar, U.A.E., El-Samaty, H.S., Waseef, A.A.E.	2020	International Journal of Architectonic, Spatial, and Environmental Design	0
	<a href="#">View in Scopus</a>				
	<a href="#">View abstract</a>				

University	Scholarly Output	Views Count	Field-Weighted Citation Impact	Citation Count
13.  Minia University	58	2,994	4.03	1,272
14.  Aswan University	57	2,758	3.33	763
15.  Al-Fayoum University	54	1,620	2.82	754
16.  Benha University	52	1,724	1.62	345
17.  Menoufia University	47	1,393	2.49	670
18.  The British University in Egypt	47	1,663	1.00	133
19.  Arab Academy for Science, Technology	45	1,342	1.12	174
Institution	Scholarly Output	Views Count	Field-Weighted Citation Impact	Citation Count
University				
21.  Egypt-Japan University of Science and Technology	27	910	2.07	191
22.  Desert Research Center	26	411	0.96	93
23.  Damietta University	25	786	1.10	116
24.  National Water Research Center	25	702	0.98	203
25.  University of Sadat City	25	1,075	1.30	172

SDG 8: Decent Work and Economic Growth (2022)



















2017 to >2022


26.		German University in Cairo	24	867		
27.		Future University in Egypt	23	526	1.28	59
28.		 Port Said University	22	1,127	1.45	261
29.		Damanhour University	21	481	2.14	176
30.		Nile University	21	761	0.67	51
31.		South Valley University	21	1,180	3.41	485
32.		Sadat Academy for Management Sciences	14	266	0.62	26
33.		October University for Modern Sciences and Arts	13	339	0.41	27
34.		Sohag University	13	603	2.07	249
35.		Assiut University	12	302	1.75	43
	<input type="checkbox"/>	Institution	Scholarly Output 	Views Count 	Field-Weighted Citation Impact 	Citation Count 
36.		Suez Canal University	12	330	3.50	210
37.		Delta University for Science and Technology	11	258	3.64	80
38.		Misr International University	10	242	1.84	22
39.		Badr University in Cairo	8	500	2.63	113
40.		Pharos University in Alexandria	8	182	1.84	18
41.		Heliopolis University	6	110	0.26	10



SDG 8: Decent Work and Economic Growth (2022)

2017 to >2022

42.		Zewail City of Science and Technology	6	333		
43.		Al-Ahram Canadian University	5	91	0.52	10
44.		New Giza University	5	150	1.21	29
45.		Egyptian Russian University	4	159	4.16	40
46.		Nahda University	4	169	0.81	44
47.		Canadian International College of Egypt	3	103	0.53	20
48.		Matrouh University	3	49	0.29	2
49.		October 6th University	3	157	1.54	41
50.		Bibliotheca Alexandrina	2	79	2.59	50
51.		Deraya University	2	102	1.61	20
	<input type="checkbox"/>	Institution	Scholarly Output 	Views Count 	Field-Weighted Citation Impact 	Citation Count 
53.		Sinai University	2	7	0.08	2
54.		Egyptian Chinese University	1	12	0.00	0
55.		Egyptian E-Learning University	1	14	0.00	0
56.		French University of Egypt	1	1	0.00	0
57.		Galala University	1	17	0.30	1

 Metric details

Metric 1: **Scholarly Output** 

Types of publications included: all.

Metric 2: **Views Count**

Metric 3: **Field-Weighted Citation Impact** ⚙️

Types of publications included: all.

Metric 4: **Citation Count** ⚙️

Types of publications included: all. Self-citations included: yes.

SDG 8: Decent Work and Economic Growth (2022)

2017 to >2022



[About SciVal](#) [Terms and conditions](#) [Privacy statement](#) [Contact](#)

We use cookies to help provide and enhance our service and tailor content. By continuing you agree to the **use of cookies**.

© 2022 Elsevier B.V. All rights reserved.

