

## Publications at Port Said University



Within: SDG 8: Decent Work and Economic Growth (2021) | Year range: 2018 to 2020

[Export](#)

## ▼ Authors

- Ahmed, A.S. 1
- Ben Slimane, A. 1
- Bouksila, F. 1
- El-Gilany, A.H.A.F. 1
- El-Samaty, H.S. 1

[Show more](#)

## ▼ Institutions

- Port Said University 6
- Lund University 1
- Mansoura University 1
- Suez Canal University 1
- Zagazig University 1

## ▼ Publication years

- 2020 3
- 2019 2
- 2018 1

## ▼ Open Access

- All Open Access 1
- Gold 1
- Green 1

## ▼ Author numbers

- ≤ 10 6
- ≤ 50 6
- ≤ 100 6
- ≤ 1000 6

## &gt; Countries/Regions

## &gt; Publication types

## &gt; Publication stage

## &gt; Scopus Sources

## &gt; Subject Areas

## &gt; Institution Numbers

6 publications | Save as Publication Set

Title	Authors	Year	Scopus Source	Citations
Wind resource assessment and economics of electric generation at four locations in Sinai Peninsula, Egypt <a href="#">View abstract</a> <a href="#">View in Scopus</a>	Ahmed, A.S.	2018	Journal of Cleaner Production	12
Groundwater management for sustainable development plans for the western Nile delta <a href="#">View abstract</a> <a href="#">View in Scopus</a>	Eltarabily, M.G.A., Negm, A.M.	2019	Handbook of Environmental Chemistry	3
Personal protective equipment (PPE) use and its relation to accidents among construction workers <a href="#">View abstract</a> <a href="#">View in Scopus</a>	Sehsah, R., El-Gilany, A.-H., Ibrahim, A.M.	2020	Medicina del Lavoro	2
Evaluation of Different Irrigation Treatments with Saline Water in a Future Climate in Tunisia <a href="#">View abstract</a> <a href="#">View in Scopus</a>	Selim, T., Karlsson, L., Bouksila, F. and 2 more	2019	Irrigation and Drainage	1
Proposed hybrid power system for short route ferries <i>Open Access</i> <a href="#">View abstract</a> <a href="#">View in Scopus</a>	Yehia, W., Kamar, L., Hassan, M.A. and 1 more	2020	Nase More	0
Connectivity between Jeddah's waterfront and the urban structure of adjacent coastal areas to promote physical activities <a href="#">View abstract</a> <a href="#">View in Scopus</a>	Nassar, U.A.E., El-Samaty, H.S., Waseef, A.A.E.	2020	International Journal of Architectonic, Spatial, and Environmental Design	0

Apply filter

# Activity of Port Said University



Within: **SDG 8: Decent Work and Economic Growth (2021)** | Year range used for metrics: 2018 to 2020 | [Analyze Topic worldwide](#)

## Summary

[+ Add Summary to Reporting](#)

## Performance

[+ Add to Reporting](#)

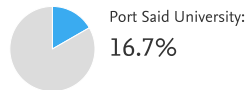
<p><b>6</b></p> <p>Scholarly Output </p> <p><b>Chart with 3 data points.</b> The chart has 1 X axis displaying categories. Range: 3 categories. The chart has 1 Y axis displaying values. Range: 0 to 3.15.</p> <p><a href="#">View list of publications</a></p>	<p><b>0.52</b></p> <p>Field-Weighted Citation Impact </p> <p><b>Chart with 3 data points.</b> The chart has 1 X axis displaying categories. Range: 3 categories. The chart has 1 Y axis displaying values. Range: 0 to 0.922099245430884</p>	<p><b>1</b></p> <p>International Collaboration </p> <p><b>Chart with 3 data points.</b> The chart has 1 X axis displaying categories. Range: 3 categories. The chart has 1 Y axis displaying values. Range: 0 to 1.05.</p>
<p><b>152</b></p> <p>Views Count </p>	<p><b>18</b></p> <p>Citation Count </p>	

## Collaboration

[+ Add to Reporting](#)

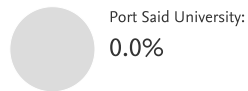
### International Collaboration

Publications co-authored with Institutions in other countries/regions



### Academic-Corporate Collaboration

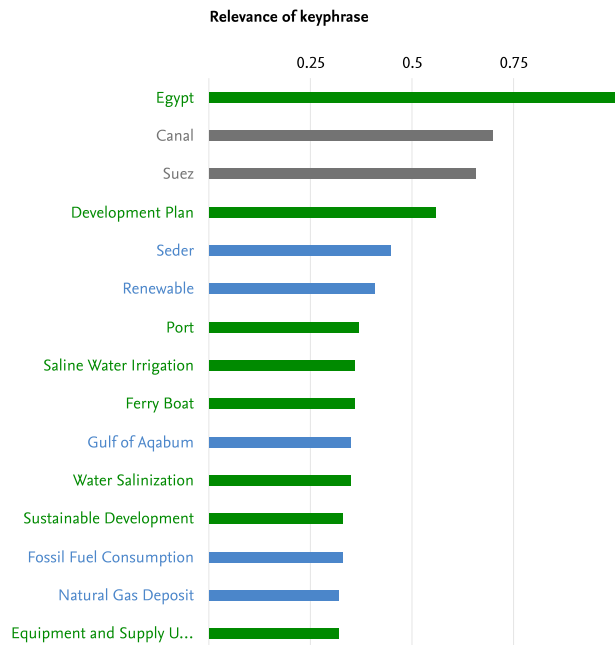
Publications with both academic and corporate affiliations



## Top 15 keyphrases

[+ Add to Reporting](#)

Based on 6 publications



[declining A A growing \(2018-2020\)](#)

1.

[Learn about keyphrase calculations](#)

## Explore top Institutions

- > Top Institutions in Egypt within current Research Area, by Scholarly Output
- > Top Institutions worldwide within current Research Area, by Scholarly Output

# SDG 8: Decent Work and Economic Growth (2021) ★

[View Research Area definition](#)

[Report from template](#)

Summary    Institutions    Countries & Regions    Authors    Scopus Sources    Keyphrases

## Top Institutions

Africa     Egypt    All sectors     reset filter

Table     Visualization
























Top 100 Institutions in this Research Area, by Scholarly Output | [Scroll to Home Institution](#)     Heatmap

	<input type="checkbox"/> Institution	Scholarly Output ↓	Views Count ↓	Field-Weighted Citation Impact ↓	Citation Count ↓
1.	Cairo University	134	6,991	1.73	1,169
2.	National Research Center	58	1,679	1.19	402
3.	Zagazig University	57	1,600	1.56	346
4.	Agricultural Research Center	54	1,465	1.54	508
5.	Alexandria University	48	5,305	3.20	780
6.	Kafrelsheikh University	46	1,352	2.51	601
7.	Ain Shams University	42	5,015	3.77	853
8.	Mansoura University	42	3,927	2.20	613
9.	American University in Cairo	36	875	0.73	68
10.	Suez Canal University	33	939	1.10	157
11.	Tanta University	31	982	2.53	440
12.	Helwan University	30	1,063	0.94	187
13.	Assiut University	25	691	1.65	311
14.	The British University in Egypt	21	661	0.61	46
15.	Al-Fayoum	19	508	2.87	306
17.	Arab Academy for Science, Technology and Maritime Transport	18	517	0.69	71

2018 to 2020 

<input type="checkbox"/>	Institution	Scholarly Output 	Views Count 	Field-Weighted Citation Impact 	Citation Count 
18.	 Aswan University	18	1,116	1.26	157
19.	 Minia University	17	704	3.07	294
20.	 National Authority for Remote Sensing and Space Sciences	15	380	1.76	100
21.	 Al-Azhar University	13	2,966	7.96	548
22.	 Damietta University	11	339	0.60	29
23.	 German University in Cairo	11	311	0.83	16
24.	 Beni-Suef University	10	228	1.43	74
25.	 National Institute of Oceanography and Fisheries	10	180	1.44	82
26.	 National Water Research Center	9	289	0.81	56
27.	 South Valley University	9	275	1.92	126
28.	 University of Sadat City	9	395	0.39	22
29.	 Damanhour University	8	199	2.31	66
30.	 Nile University	8	263	0.31	7
31.	 Benha University	7	188	1.17	39
33.	 Housing and Building Research Center	6	231	0.28	21
34.	  Port Said University	6	152	0.52	18
35.	 Egyptian Petroleum Research Institute	5	151	1.03	26
36.	 Sohag University	5	257	3.24	104
37.	 Desert Research Center	4	62	0.26	7
38.	 Sadat Academy for Management Sciences	4	48	0.40	2
39.	 Future University in Egypt	3	96	2.35	15
40.	 Military Technical College	3	77	0.36	12




2018 to 2020

41.	 Ministry of Higher Education, Egypt	3	55	0.77	13
42.	 Ministry of Water Resources & Irrigation	3	185	0.61	23
43.	 Misr International University	3	68	0.49	3
44.	 Suez University	3	194	3.26	67
45.	 Badr University in Cairo	2	45	0.50	5
46.	 Bibliotheca Alexandrina	2	75	2.48	33
47.	 Canadian International College of Egypt	2	83	1.03	15
48.	 Central Metallurgical Research & Development Institute	2	75	0.79	18
49.	 City for Scientific Research and Technology Applications	2	30	0.00	0
50.	 Egyptian Russian University	2	29	0.24	2
51.	 Electronic	2	28	0.18	2
	<input type="checkbox"/> Institution	Scholarly Output 	Views Count 	Field-Weighted Citation Impact 	Citation Count 
	 and Land Reclamation				
53.	 Nuclear Materials Authority	2	23	0.46	1
54.	 October University for Modern Sciences and Arts	2	15	0.00	0
55.	 Zewail City of Science and Technology	2	46	0.72	1
56.	 Academy of Scientific Research and Technology	1	46	2.09	16
57.	 Egyptian Atomic Energy Authority	1	21	0.13	1
58.	 Egyptian Meteorological Authority	1	5	0.00	0
59.	 Ministry of Health and Population	1	24	1.88	6

2018 to 2020 

60.	 National Institute of Standards	1	99	1.60	16
61.	 National Organization for Drug Control and Research	1	28	1.50	3
62.	 National Research Institute of Astronomy and Geophysics	1	38	3.53	23
63.	 October 6th University	1	36	1.66	8





> Metric details

- Metric 1: **Scholarly Output**  Types of publications included: all.
- Metric 2: **Views Count**
- Metric 3: **Field-Weighted Citation Impact**  Types of publications included: all.
- Metric 4: **Citation Count**  Types of publications included: all. Self-citations included: yes.

**ELSEVIER** [About SciVal](#) [Terms and conditions](#) [Privacy statement](#) [Contact](#)

We use cookies to help provide and enhance our service and tailor content. By continuing you agree to the **use of cookies**.  
 © 2021 Elsevier B.V. All rights reserved.



<input type="checkbox"/> Institution	Scholarly Output 	Views Count 	Field-Weighted Citation Impact 	Citation Count 
--------------------------------------	--	---	--	--