

## Publications at Port Said University



Within: SDG 10: Reduced Inequality (2021) | Year range: 2018 to 2020

[Export](#)

- Authors**
- Abdeldaim, A. 2
- El-Deeb, A.A. 2
- Ahmed, A.S. 1
- Attia, T.E. 1
- Aziz, A.M. 1
- [Show more](#)
- Institutions**
- Port Said University 4
- Al-Azhar University 2
- Shaqra University 2
- Ain Shams University 1
- King Abdulaziz University 1
- [Show more](#)
- Publication years**
- 2020 1
- 2019 2
- 2018 1
- Open Access**
- All Open Access 2
- Gold 2
- Author numbers**
- ≤ 10 4
- ≤ 50 4
- ≤ 100 4
- ≤ 1000 4
- Countries/Regions**
- Publication types**
- Publication stage**
- Scopus Sources**
- Subject Areas**
- Institution Numbers**

4 publications | Save as Publication Set

| Title   | Authors   | Year | Scopus Source                    | Citations |
|---|---|------|----------------------------------|-----------|
| Some dynamic inequalities on time scales and their applications<br><i>Open Access</i><br><a href="#">View abstract</a> <a href="#">View in Scopus</a>                           | El-Deeb, A.A., Xu, H., Abdeldaim, A. and 1 more   | 2019 | Advances in Difference Equations | 15        |
| Wind resource assessment and economics of electric generation at four locations in Sinai Peninsula, Egypt<br><a href="#">View abstract</a> <a href="#">View in Scopus</a>       | Ahmed, A.S.                                       | 2018 | Journal of Cleaner Production    | 12        |
| On some generalizations of dynamic Opial-type inequalities on time scales<br><i>Open Access</i><br><a href="#">View abstract</a> <a href="#">View in Scopus</a>                 | Kh, F.M., El-Deeb, A.A., Abdeldaim, A. and 1 more | 2019 | Advances in Difference Equations | 10        |
| Radiological Impact and Environmental Monitoring of Gamma Radiations Along the Public Beach of Port Said, Egypt<br><a href="#">View abstract</a> <a href="#">View in Scopus</a> | Aziz, A., Attia, T., Hanafi, M.                   | 2020 | Pure and Applied Geophysics      | 0         |

Apply filter

# Activity of Port Said University










Within: **SDG 10: Reduced Inequality (2021)** | Year range used for metrics: 2018 to 2020 | [Analyze Topic worldwide](#)

## Summary

[+ Add Summary to Reporting](#)

## Performance

[+ Add to Reporting](#)

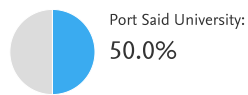
|  |   |  |
|--|---|--|
| <p><b>4</b></p> <p>Scholarly Output  </p> <p><b>Chart with 3 data points.</b><br/>The chart has 1 X axis displaying categories. Range: 3 categories.<br/>The chart has 1 Y axis displaying values. Range: 0 to 2.1.</p> <p><a href="#">View list of publications</a></p> | <p><b>2.24</b></p> <p>Field-Weighted Citation Impact  </p> <p><b>Chart with 3 data points.</b><br/>The chart has 1 X axis displaying categories. Range: 3 categories.<br/>The chart has 1 Y axis displaying values. Range: 0 to 4.246986801349267</p> | <p><b>2</b></p> <p>International Collaboration  </p> <p><b>Chart with 3 data points.</b><br/>The chart has 1 X axis displaying categories. Range: 3 categories.<br/>The chart has 1 Y axis displaying values. Range: 0 to 2.1.</p> |
| <p><b>80</b></p> <p>Views Count </p>  | <p><b>37</b></p> <p>Citation Count  </p>  |  |

## Collaboration

[+ Add to Reporting](#)

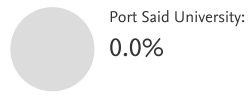
### International Collaboration

Publications co-authored with Institutions in other countries/regions



### Academic-Corporate Collaboration

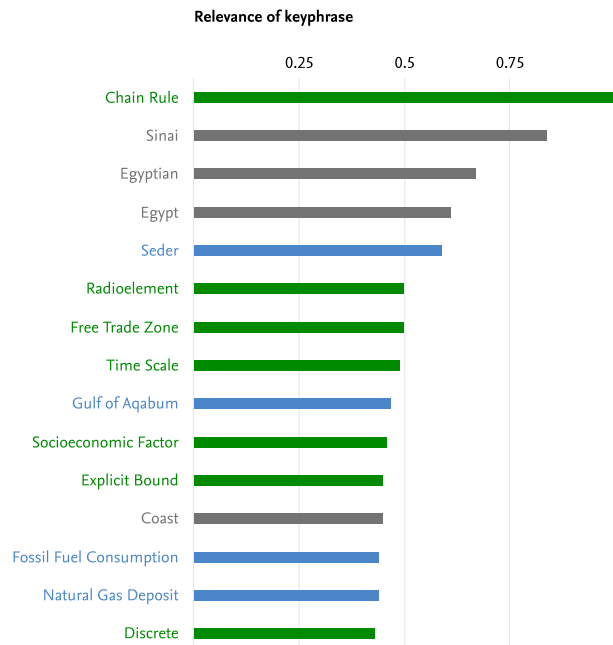
Publications with both academic and corporate affiliations



## Top 15 keyphrases

[+ Add to Reporting](#)

Based on 4 publications



[declining](#) [A](#) [A](#) [A](#) [growing \(2018-2020\)](#)

1.

[Learn about keyphrase calculations](#)

## Explore top Institutions

- > Top Institutions in Egypt within current Research Area, by Scholarly Output
- > Top Institutions worldwide within current Research Area, by Scholarly Output

# SDG 10: Reduced Inequality (2021)

[Report from template](#)



[View Research Area definition](#)

Summary    **Institutions**    Countries & Regions    Authors    Scopus Sources    Keyphrases

## Top Institutions






















Africa  Egypt  All sectors  [reset filter](#)

Table     Visualization













Top 100 Institutions in this Research Area, by Scholarly Output | [Scroll to Home Institution](#)     Heatmap

|     |   |                    |               |                                  |                  |
|-----|---|--------------------|---------------|----------------------------------|------------------|
| 1.  | Cairo University  | 93                 | 5,912         | 1.47                             | 698              |
| 2.  | Mansoura University   | 35                 | 5,382         | 3.85                             | 703              |
| 3.  | American University in Cairo                                | 34                 | 872           | 1.30                             | 130              |
| 4.  | Ain Shams University  | 32                 | 7,636         | 4.20                             | 777              |
| 5.  | Alexandria University                                       | 22                 | 3,440         | 3.21                             | 389              |
| 6.  | Al-Azhar University   | 19                 | 1,490         | 2.75                             | 167              |
| 7.  | The British University in Egypt                             | 15                 | 358           | 0.29                             | 31               |
| 8.  | Al-Fayoum University  | 12                 | 160           | 1.16                             | 42               |
| 9.  | Menoufia University   | 11                 | 864           | 2.20                             | 93               |
| 10. | Assiut University   | 10                 | 564           | 2.34                             | 118              |
|     | <input type="checkbox"/> Institution                        | Scholarly Output ↓ | Views Count ↓ | Field-Weighted Citation Impact ↓ | Citation Count ↓ |
|     | University  |                    |               |                                  |                  |
| 13. | Beni-Suef University  | 8                  | 136           | 1.31                             | 43               |
| 14. | Zagazig University  | 8                  | 243           | 1.25                             | 47               |
| 15. | Arab Academy for Science, Technology and Maritime Transport | 6                  | 229           | 1.32                             | 15               |
| 16. | German University in Cairo                                  | 6                  | 96            | 0.66                             | 19               |
| 17. | Tanta University  | 6                  | 151           | 1.12                             | 20               |




2018 to 2020

|     |   |   |  |   |   |
|-----|---|---|--|---|---|
| 18. | <input type="checkbox"/>  Helwan University  | 5   | 197  | 1.46  | 33  |
| 19. | <input type="checkbox"/>  Kafrelsheikh University                                    | 5   | 129  | 1.14  | 28  |
| 20. | <input checked="" type="checkbox"/>  Port Said University                            | 4   | 80   | 2.24  | 37  |
| 21. | <input type="checkbox"/>  Sadat Academy for Management Sciences                      | 4   | 78   | 1.59  | 16  |
| 22. | <input type="checkbox"/>  Agricultural Research Center                               | 3   | 38   | 0.31  | 2   |
| 23. | <input type="checkbox"/>  Benha University   | 3   | 21   | 0.29  | 2   |
| 24. | <input type="checkbox"/>  Damanhour University                                       | 3   | 172  | 0.54  | 13  |
| 25. | <input type="checkbox"/>  Future University in Egypt                                 | 3   | 35   | 0.15  | 2   |
| 26. | <input type="checkbox"/>  October University for Modern                              | 3   | 36   | 0.44  | 10  |
|     | <input type="checkbox"/> Institution  | Scholarly Output <input type="button" value="v"/> | Views Count <input type="button" value="v"/> | Field-Weighted Citation Impact <input type="button" value="v"/> | Citation Count <input type="button" value="v"/> |
| 28. | <input type="checkbox"/>  Aswan University   | 2   | 2,150  | 24.56   | 320   |
| 29. | <input type="checkbox"/>  Egyptian Petroleum Research Institute                    | 2   | 67   | 3.38  | 6   |
| 30. | <input type="checkbox"/>  Minia University   | 2   | 120  | 0.24  | 5   |
| 31. | <input type="checkbox"/>  Ministry of Agriculture and Land Reclamation             | 2   | 43   | 2.18  | 29  |
| 32. | <input type="checkbox"/>  Ministry of Health and Population                        | 2   | 23   | 0.11  | 1   |
| 33. | <input type="checkbox"/>  Sinai University   | 2   | 23   | 2.16  | 19  |
| 34. | <input type="checkbox"/>  Badr University in Cairo                                 | 1   | 17   | 0.14  | 1   |
| 35. | <input type="checkbox"/>  Bibliotheca Alexandrina                                  | 1   | 63   | 4.51  | 31  |
| 36. | <input type="checkbox"/>  Canadian International College of Egypt                  | 1   | 41   | 1.25  | 5   |
| 37. | <input type="checkbox"/>  Children's Cancer Hospital 57357                         | 1   | 7  | 0.10  | 1   |
| 38. | <input type="checkbox"/>  City for Scientific Research and Technology Applications | 1   | 3  | 0.98  | 1   |
| 39. | <input type="checkbox"/>  Damietta University                                      | 1   | 33   | 1.07  | 6   |

2018 to 2020 

| <input type="checkbox"/> | Institution  | Scholarly Output  | Views Count  | Field-Weighted Citation Impact  | Citation Count  |
|--------------------------|--|--|---|--|--|
| 40.                      |  Egypt-Japan University of Science and Technology         | 1  | 63  | 0.00   | 0  |
| 41.                      |  Egyptian Atomic Energy Authority                         | 1  | 8   | 0.63   | 11   |
| 42.                      |  El Shorouk Academy                                       | 1  | 20  | 1.05   | 2  |
| 43.                      |  National Authority for Remote Sensing and Space Sciences | 1  | 20  | 0.00   | 0  |
| 44.                      |  National Institute of Oceanography and Fisheries         | 1  | 3   | 0.00   | 0  |
| 45.                      |  National Water Research Center                           | 1  | 19  | 1.45   | 4  |
| 46.                      |  Nile University  | 1  | 24  | 0.00   | 0  |
| 48.                      |  October 6th University                                 | 1  | 8   | 0.00   | 0  |

> Metric details

- Metric 1: **Scholarly Output**  Types of publications included: all.
- Metric 2: **Views Count**
- Metric 3: **Field-Weighted Citation Impact**  Types of publications included: all.
- Metric 4: **Citation Count**  Types of publications included: all. Self-citations included: yes.

ELSEVIER [About SciVal](#) [Terms and conditions](#) [Privacy statement](#) [Contact](#)

We use cookies to help provide and enhance our service and tailor content. By continuing you agree to the **use of cookies**.  
 © 2021 Elsevier B.V. All rights reserved.

