

Publications at Port Said University



Within: SDG 13: Climate Action (2021) | Year range: 2018 to 2020

[Export](#)

13 publications Save as Publication Set		Title	Authors	Year	Scopus Source	Citations
<input type="checkbox"/>	Ahmed, A.S. 2	Microalgae: Prospects for greener future buildings	Elrayies, G.M.	2018	Renewable and Sustainable Energy Reviews	61
<input type="checkbox"/>	Gadalla, M.A. 2					
<input type="checkbox"/>	Abdelaziz, O.Y. 1					
<input type="checkbox"/>	Abu El-Regal, M.A. 1					
<input type="checkbox"/>	Ahmed, A.T. 1					
Show more						
Institutions						
<input type="checkbox"/>	Port Said University 13					
<input type="checkbox"/>	Cairo University 2					
<input type="checkbox"/>	Lund University 2					
<input type="checkbox"/>	The British University in Egypt 2					
<input type="checkbox"/>	American University in Cairo 1					
Show more						
Publication years						
<input type="checkbox"/>	2020 2					
<input type="checkbox"/>	2019 8					
<input type="checkbox"/>	2018 3					
Open Access						
<input type="checkbox"/>	All Open Access 4					
<input type="checkbox"/>	Gold 2					
<input type="checkbox"/>	Bronze 2					
Author numbers						
<input type="checkbox"/>	≤ 10 13					
<input type="checkbox"/>	≤ 50 13					
<input type="checkbox"/>	≤ 100 13					
<input type="checkbox"/>	≤ 1000 13					
Countries/Regions						
Publication types						
Publication stage						
Scopus Sources						
Subject Areas						
Institution Numbers						
Apply filter						
		Direct conversion of an agricultural solid waste to hydrocarbon gases via the pyrolysis technique	Moneim, M.A., El Naggar, A.M.A., El Sayed, H.A. and 3 more	2018	Egyptian Journal of Petroleum	8
		Photodeposition Conditions of Silver Cocatalyst on Titanium Oxide Photocatalyst Directing Product Selectivity in Photocatalytic Reduction of Carbon Dioxide with Water	Hammad, A., Anzai, A., Zhu, X. and 6 more	2020	Catalysis Letters	7
		Exceeding Pinch limits by process configuration of an existing modern crude oil distillation unit – A case study from refining industry	Bayomie, O.S., Abdelaziz, O.Y., Gadalla, M.A.	2019	Journal of Cleaner Production	5
		Hybrid Floating Power Station driven by Renewable Energy for Saudi Arabia Coastal Areas	Eshra, N.M., Amin, I.	2020	2nd International Conference on Electrical, Communication and Computer Engineering, ICECCE 2020	2
		Impacts of Constructing the Grand Ethiopian Renaissance Dam on the Nile River	Elsanabary, M.H., Ahmed, A.T.	2019	Handbook of Environmental Chemistry	1
		Evaluation of Different Irrigation Treatments with Saline Water in a Future Climate in Tunisia	Selim, T., Karlsson, L., Bouksila, F. and 2 more	2019	Irrigation and Drainage	1
		Ocean acidification impact on the grooved carpet shell clam (<i>Ruditapes decussatus</i>)	Awad, M.E., Shaltout, N.A., Madkour, F.F. and 3 more	2019	Egyptian Journal of Aquatic Biology and Fisheries	0
		Identifying urban factors affecting resilience strategies to withstand sea-level rise in coastal cities: Case study of Port Said, Egypt	Nassar, U.A.E., El-Samaty, H.S., Waseef, A.A.E.	2019	International Journal of Environmental Sustainability	0
		Better heat and power integration of an existing gas-oil plant in Egypt through revamping design and organic Rankine cycle	Gadalla, M., Elmasry, A., Alhajri, I. and 2 more	2019	ECOS 2019 - Proceedings of the 32nd International Conference on Efficiency, Cost, Optimization, Simulation and Environmental Impact of Energy Systems	0

Activity of Port Said University

Within: **SDG 13: Climate Action (2021)** | Year range used for metrics: 2018 to 2020 | [Analyze Topic worldwide](#)

Summary

[+ Add Summary to Reporting](#)

Performance

[+ Add to Reporting](#)

13
Scholarly Output

Chart with 3 data points.
The chart has 1 X axis displaying categories. Range: 3 categories.
The chart has 1 Y axis displaying values. Range: 0 to 8.4.

[View list of publications](#)

1.13
Field-Weighted Citation Impact

Chart with 3 data points.
The chart has 1 X axis displaying categories. Range: 3 categories.
The chart has 1 Y axis displaying values. Range: 0 to 2.032173638820068.

5
International Collaboration

Chart with 3 data points.
The chart has 1 X axis displaying categories. Range: 3 categories.
The chart has 1 Y axis displaying values. Range: 0 to 4.2.

658
Views Count

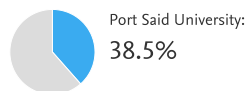
155
Citation Count

Collaboration

[+ Add to Reporting](#)

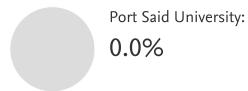
International Collaboration

Publications co-authored with Institutions in other countries/regions



Academic-Corporate Collaboration

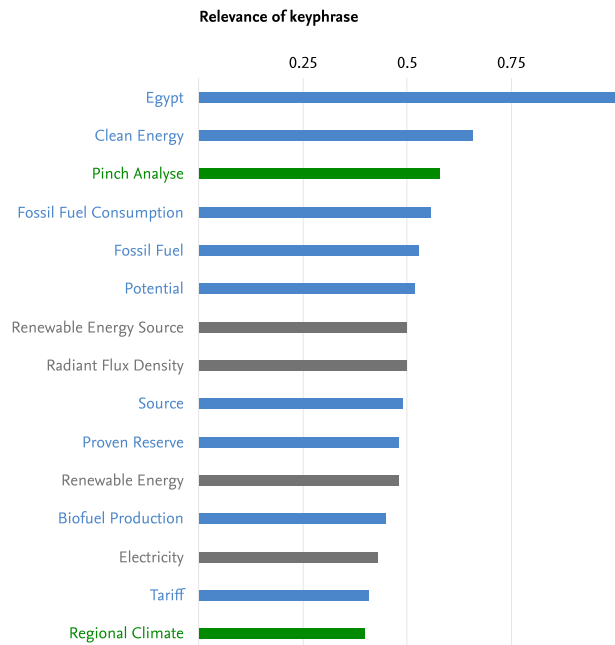
Publications with both academic and corporate affiliations



Top 15 keyphrases

[+ Add to Reporting](#)

Based on 13 publications



[declining](#) [AA](#) [growing \(2018-2020\)](#)

1.

[Learn about keyphrase calculations](#)

Explore top Institutions

- [> Top Institutions in Egypt within current Research Area, by Scholarly Output](#)
- [> Top Institutions worldwide within current Research Area, by Scholarly Output](#)

SDG 13: Climate Action (2021) ★

[Report from template](#)

[View Research Area definition](#)

Summary Institutions Countries & Regions Authors Scopus Sources Keyphrases

Top Institutions

Africa Egypt All sectors [reset filter](#)

Table Visualization

Top 100 Institutions in this Research Area, by Scholarly Output | [Scroll to Home Institution](#) Heatmap

1.	Cairo University	109	3,015	1.17	768
2.	Alexandria University	62	1,854	1.11	466
3.	Zagazig University	55	2,043	1.44	506
4.	Tanta University	48	1,781	2.60	779
5.	National Research Center	45	1,826	2.12	639
6.	Arab Academy for Science, Technology and Maritime Transport	43	1,223	1.35	340
7.	Agricultural	39	1,171	1.14	284
	<input type="checkbox"/> Institution	Scholarly Output ↓	Views Count ↓	Field-Weighted Citation Impact ↓	Citation Count ↓
9.	Mansoura University	35	1,214	2.33	380
10.	Suez Canal University	35	1,167	1.39	300
11.	Ain Shams University	34	871	1.03	276
12.	Assiut University	32	919	2.15	576
13.	Al-Azhar University	29	1,556	1.70	379
14.	Helwan University	28	737	1.29	242
15.	Al-Fayoum University	27	799	1.69	335
16.	Aswan University	26	802	1.82	302
17.	Beni-Suef University	23	945	1.89	283
18.	Minia University	22	1,074	2.63	611
19.	Benha University	20	660	2.06	205

2018 to 2020






20.	<input type="checkbox"/>		20	584	1.59	159
21.	<input type="checkbox"/>		18	573	0.78	82
22.	<input type="checkbox"/>		16	526	1.75	303
23.	<input type="checkbox"/>		16	604	0.90	73






24.	<input type="checkbox"/>		13	658	1.13	155
-----	--------------------------	--	----	-----	------	-----











25.	<input type="checkbox"/>		12	286	1.31	71
-----	--------------------------	--	----	-----	------	----

	<input type="checkbox"/>	Institution	Scholarly Output <input type="button" value="v"/>	Views Count <input type="button" value="v"/>	Field-Weighted Citation Impact <input type="button" value="v"/>	Citation Count <input type="button" value="v"/>
27.	<input type="checkbox"/>		10	242	1.27	126
28.	<input type="checkbox"/>		10	386	2.02	110
29.	<input type="checkbox"/>		10	164	1.00	20
30.	<input type="checkbox"/>		9	426	0.71	62
31.	<input type="checkbox"/>		9	376	3.10	120
32.	<input type="checkbox"/>		9	193	1.35	123
33.	<input type="checkbox"/>		9	186	0.64	27
34.	<input type="checkbox"/>		9	372	3.75	145
35.	<input type="checkbox"/>		8	312	1.79	143
36.	<input type="checkbox"/>		8	320	1.53	115
37.	<input type="checkbox"/>		7	180	0.91	21
38.	<input type="checkbox"/>		6	194	0.50	13
39.	<input type="checkbox"/>		6	200	2.13	99
40.	<input type="checkbox"/>		6	162	2.10	58

2018 to 2020 

41.	 Canadian International College of Egypt	4	141	4.16	177
42.	 Egyptian Atomic Energy Authority	4	81	0.46	15
43.	 Egyptian Meteorological Authority	4	1,053	1.88	91
44.	 National Institute of Standards	4	213	1.84	57
45.	 National Research Institute of Astronomy and Astrophysics	4	160	1.46	40

 Institution	Scholarly Output 	Views Count 	Field-Weighted Citation Impact 	Citation Count 
---	--	---	--	--


University in Egypt					
48.	 Nile University	3	219	1.31	40
49.	 Coastal Research Institute	2	60	0.33	4
50.	 Housing and Building Research Center	2	137	1.25	33
51.	 October University for Modern Sciences and Arts	2	82	0.89	6
52.	 Bibliotheca Alexandrina	1	11	0.00	0
53.	 Egypt Electricity Holding Company	1	11	0.18	1
54.	 El Shorouk Academy	1	11	0.72	3
55.	 Ministry of Agriculture and Land Reclamation	1	55	0.11	1
56.	 Misr University for Science and Technology	1	19	0.00	0
57.	 Sadat Academy for Management Sciences	1	2	1.19	1

> Metric details

Metric 1: **Scholarly Output**  Types of publications included: all.

Metric 2: **Views Count**

Metric 3: **Field-Weighted Citation Impact**  Types of publications included: all.

Metric 4: **Citation Count**  Types of publications included: all. Self-citations included: yes.

2018 to 2020 

ELSEVIER [About SciVal ↗](#) [Terms and conditions ↗](#) [Privacy statement ↗](#) [Contact](#)

We use cookies to help provide and enhance our service and tailor content. By continuing you agree to the **use of cookies**.

© 2021 [Elsevier B.V.](#) ↗ All rights reserved.

